




Robeslee Concrete


Email: info@robleslee.co.uk
Telephone: 0141 775 2677
Fax: 0141 777 8120

STANDARD PRECAST CILLS


Standard Precast Cills are made in the two sizes below, however special sections can be made to customers design and specifications.



TYPE S1
Section 175 x 75 - 50 x Length



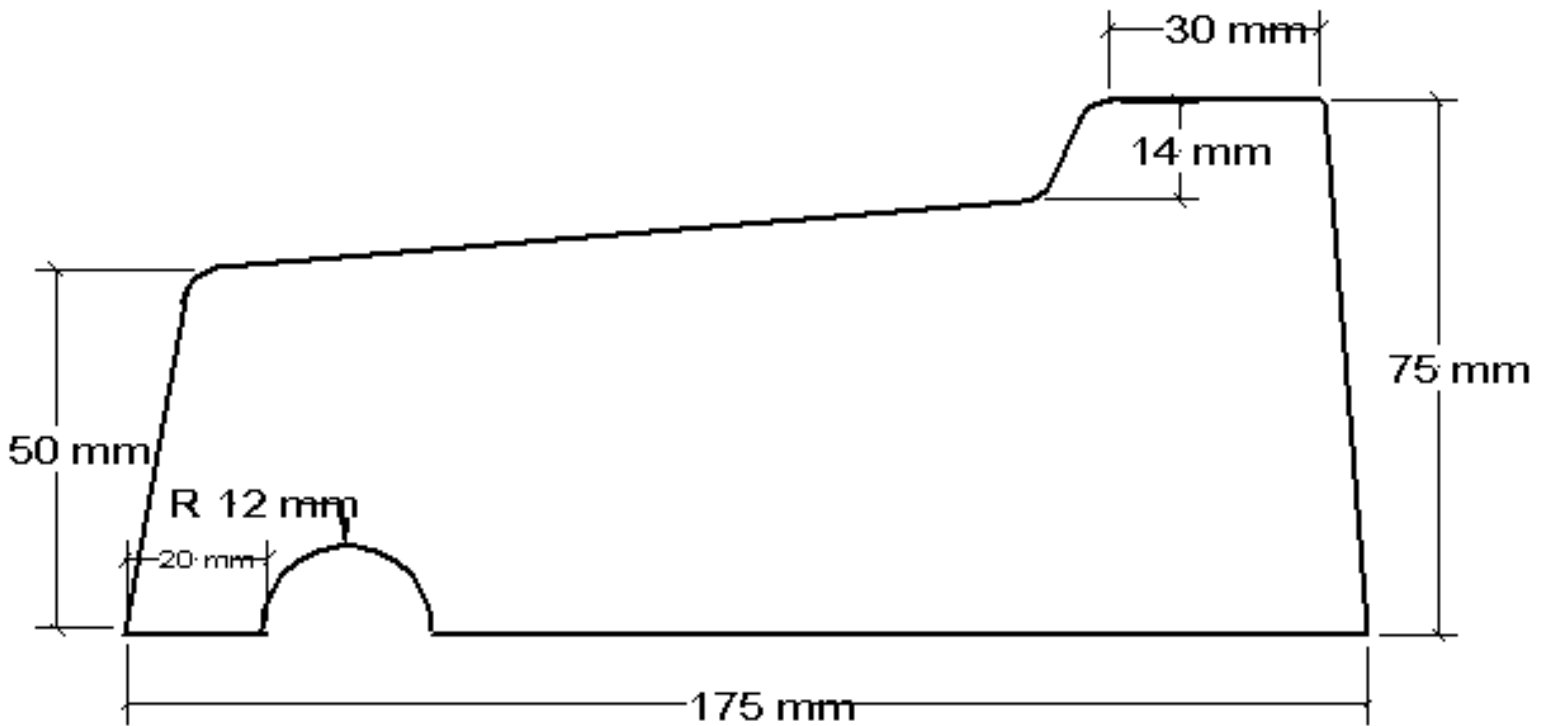
TYPE S2
Section 215 x 75 - 50 x Length



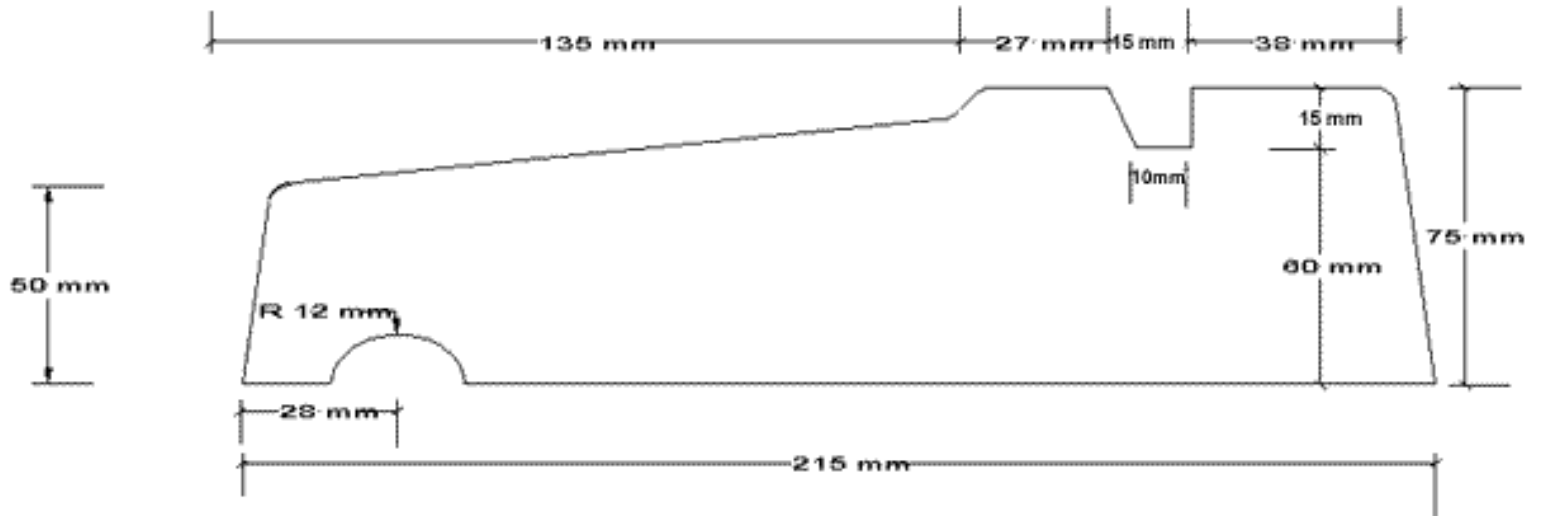
TYPE S3
Section (200 x 90 - 50 x Length)

Precast S1 Cill (175x75-50x Length) Profile

- " Cills cast using a C30 concrete in steel moulds
- " All exposed surfaces finished smooth
- " Reinforcement is for handling (T12) with 30mm cover from bottom
- " Stock sizes (mm) - 900, 1000, 1050, 1200, 1350, 1500, 1800, 2100, 2400, 2700 and 3000



Precast S 2 Cill (215x75-50x Length) Profile



Precast S 3 Cill (200x90-50x Length) Profile

